



DRIVING TRANSFORMATION AND VALUE CREATION




www.mida.gov.my

OVERALL INVESTMENT PERFORMANCE 2024

OVERVIEW



HIGHEST IN HISTORY!
TOTAL APPROVED INVESTMENTS



**RM378.5
billion**

2023: RM329.5 billion ( 14.9%)

OVERALL INVESTMENT PERFORMANCE 2024

OVERVIEW



6,700
Projects

2023: 5,101
(↑↑ 31.3%)

ANOTHER MILESTONE

RM378.5
billion



207,241
New Jobs


2023: 127,332
(↑↑ 62.8%)



OVERALL INVESTMENT PERFORMANCE 2024

OVERVIEW

(55%)



Domestic Investments (DI)

RM208.1 billion

2023: RM141.1 bil.
(↑↑ 47.5%)

DOMESTIC INVESTORS
MALAYSIANS BELIEVE IN MALAYSIA

RM378.5 billion

(45%)



Foreign Investments (FI)

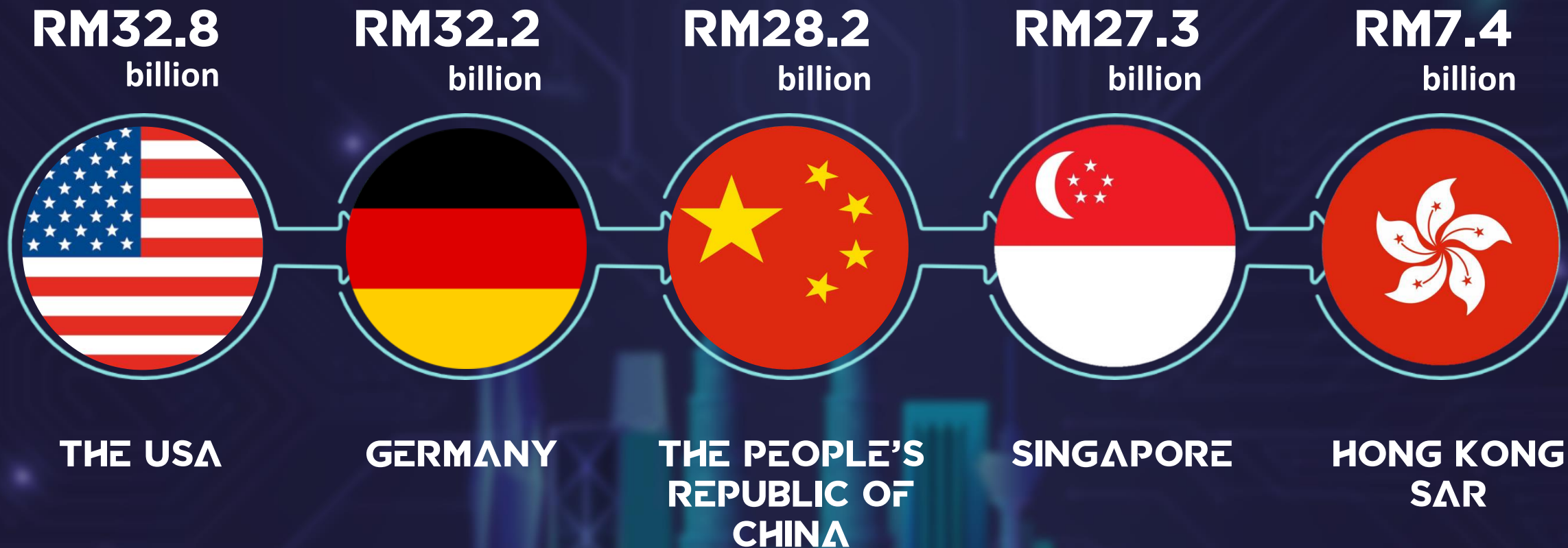
RM170.4 billion

2023: RM188.4 bil.
(↓↓ 9.5%)

FOREIGN INVESTORS
MALAYSIA : ROBUST INDUSTRIAL ECOSYSTEM,
ATTRACTIVE INVESTMENT HUB

FIVE MAJOR SOURCES OF FOREIGN INVESTMENT

REINFORCING MALAYSIA'S POSITION AS A GLOBAL INVESTMENT DESTINATION



APPROVED INVESTMENTS IN TOP 5 STATES

MALAYSIA

FOSTERING DEVELOPMENT ACROSS THE REGION

RM101.1
billion



SELANGOR

RM91.5
billion



**W.P. KUALA
LUMPUR**

RM48.5
billion



JOHOR

RM45.8
billion



KEDAH

RM32.0
billion



**PULAU
PINANG**

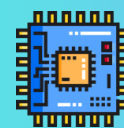
STATE

SIGNIFICANT INVESTMENTS IN EAST MALAYSIA



E CONCERN (BORNEO)

- RM739.3 million investment
- Sabah's First Fully Integrated Recovery and Final Disposal Scheduled Waste Treatment Facility
- Sipitang Oil And Gas Industrial Park, Sabah



OCI TERRASUS (FORMERLY KNOWN AS OCIM)

- RM799.8 million expansion investment
- Sarawak Caustic Soda production facility
- Samalaju Industrial Park, Sarawak

SERVICES INVESTMENT

INSIGHTS



Total Approved Investments

RM252.7 billion

2023 : RM168.4 billion

(66.8%)

RM378.5 billion

2023 : RM329.5 billion



FI

RM81.0 billion

2023 : RM57.9 billion



DI

RM171.7 billion

2023 : RM110.5 billion



5,525 Projects

2023 : 4,143 Projects



119,083 New Jobs

2023 : 52,732 New Jobs

SECTOR

SERVICES

SERVICES SECTOR DOMINATES THE INVESTMENT LANDSCAPE

Information and Communications



RM136.0 billion

Real Estate



RM64.5 billion

Support Services



RM12.9 billion

Utilities



RM11.1 billion

Transport Services



RM8.5 billion

OUR ECONOMIC POWERHOUSE

SERVICES SECTOR - NOTABLE PROJECTS



DIGITAL

STT GDC

- Sustainable digital infrastructure
- Iskandar Puteri, Johor



RENEWABLE ENERGY

NUR RENEWABLES

- RM250.0 million investment
- Solar farms combines clean energy with Industry 4.0 technology
- Kulim, Kedah



LOGISTICS

YCH GROUP

- RM500.0 million investment
- SMART Logistics Complex (SLC)
- Bandar Bukit Raja, Selangor

MANUFACTURING INVESTMENT INSIGHTS



Total Approved Investments

RM120.5 billion

2023 : RM152.0 billion

(31.8%)

RM378.5 billion

2023 : RM329.5 billion



FI

RM88.9 billion

2023 : RM128.4 billion



DI

RM31.6 billion

2023 : RM23.5 billion



1,108 Projects

2023 : 883 Projects

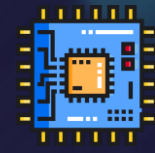


87,695 New Jobs

2023 : 73,939 New Jobs

MANUFACTURING SECTOR SHOWCASES STRENGTH AND RESILIENCE

Electrical and Electronics (E&E)



RM55.8 billion

Transport Equipment



RM15.8 billion

Chemicals and Chemical Products



RM10.6 billion

Machinery and Equipment



RM10.6 billion

Food Manufacturing



RM6.1 billion

41.6% HIGH-VALUE ROLES SPANNING MANAGEMENT, TECHNICAL, AND SKILLED WORKERS

MANUFACTURING

SECTOR

MANUFACTURING SECTOR – NOTABLE PROJECTS



EVE ENERGY MALAYSIA

- RM6.8 billion investment
- Lithium battery productions and energy storage solutions
- Kulim High-Tech Industrial Park, Kedah




CHERY MALAYSIA

- RM1.4 billion investment
- Production of Energy Efficient Vehicles (EEVs) including Electric Vehicles (EV)
- Assembly plant in Shah Alam, Selangor




DOMINANT OPTO TECHNOLOGIES

- RM1.0 billion investment
- Automotive LED Facility
- Batu Berendam FTZ, Melaka



MKS INSTRUMENTS MALAYSIA

- RM2.2 billion investment
- Modules, Components and Parts for the Front-end Semiconductor Industry
- Bandar Cassia Technology Park, Pulau Pinang



PLEXUS MANUFACTURING

- RM1.0 billion investment
- Sixth facility enhances Semiconductor and Healthcare capabilities
- Batu Kawan Industrial Park, Pulau Pinang



F&N AGRIVALLEY

- RM1.7 billion investment
- Integrated dairy farm and manufacture of dairy products
- Gemas, Negeri Sembilan

PRIMARY INVESTMENT INSIGHTS



Total Approved Investments

RM5.3 billion

2023 : RM9.1 billion

(1.4%)

RM378.5 billion

2023 : RM329.5 billion



FI
RM520.4 million

2023 : RM2.0 billion



DI
RM4.8 billion

2023 : RM7.1 billion



67 Projects

2023 : 75 Projects



463 New Jobs

2023 : 661 New Jobs

PRIMARY SECTORS CONTRIBUTES TO ECONOMIC DIVERSITY

Mining



RM4.5 billion

Agriculture



RM766.8 million

Plantation and Commodities



RM71.6 million

SECTOR

PRIMARY

ENSURING SEAMLESS INVESTMENT IMPLEMENTATION

Malaysia has a proven track record of ensuring that approved projects transition smoothly from plans to execution, creating tangible economic impact.

84.5% **SUCCESS RATE**
IN MANUFACTURING PROJECT IMPLEMENTATION (2021-2024)
AS OF 24 FEBRUARY 2025



TRACK

The Project Implementation and Facilitation Office (TRACK), ensuring seamless project execution.

WHOLE-OF-GOVERNMENT

Our Whole-of-Government approach, streamlines processes for investors.

IMFC

The Invest Malaysia Facilitation Centre (IMFC), addresses challenges proactively.

STRONG COLLABORATION

Our strong collaboration with regional economic corridors and investment promotion agencies (IPAs) at both federal and state levels.

BUILDING GLOBAL PARTNERSHIPS



FROM THE EAST TO THE WEST

“Prime Minister YAB Datuk Seri Anwar Ibrahim’s strategic diplomacy has driven RM480.16 billion in potential investments through engagements with key global economies, from Saudi Arabia, Japan, and China to Germany and the USA”

- ✓ RM480.16 billion (potential investment leads) through strategic international engagement
- ✓ MIDA evaluates RM58.8 billion high potential projects
- ✓ RM63.5 billion worth of investment prospects under active discussions

- ✓ Malaysia-UAE Comprehensive Economic Partnership Agreement (CEPA)
- ✓ New Investment Incentive Framework in Budget 2025
- ✓ ASEAN Digital Economy Framework Agreement (DEFA)
- ✓ Malaysia's ASEAN Chairmanship 2025

SUMMARY OF MALAYSIA INVESTMENT PERFORMANCE 2024

Approved Investments

RM378.5 billion

Projects

6,700

New Jobs

207,241

Services Sector

RM252.7 billion
(66.8%)

Manufacturing Sector

RM120.5 billion
(31.8%)

Primary Sector

RM5.3 billion
(1.4%)

Domestic Investments (DI)

RM208.1 billion

(55%)

Foreign Investments (FI)

RM170.4 billion

(45%)

By Country

The USA
RM32.8 billion

Germany
RM32.2 billion

The People's Republic of China
RM28.2 billion

Singapore
RM27.3 billion

Hong Kong SAR
RM7.4 billion

By State

Selangor
RM101.1 billion

W.P. Kuala Lumpur
RM91.5 billion

Johor
RM48.5 billion

Kedah
RM45.8 billion

Pulau Pinang
RM32.0 billion



DRIVING TRANSFORMATION AND VALUE CREATION

THANK YOU



www.mida.gov.my