




MALAYSIA INVESTMENT PERFORMANCE 2022




Foreign Direct
Investment (FDI)

**RM163.3
billion**
(61.7%)




Total Approved Investments

**RM264.6
billion**



Domestic Direct
Investment (DDI)

**RM101.3
billion**
(38.3%)



4,454
Projects



140,370
New Jobs

FIVE STATES RECORDED HIGHEST APPROVED INVESTMENTS RM (BIL)

	Johor	70.6
	Selangor	60.1
	Sarawak	28.2
	W.P. Kuala Lumpur	25
	Pulau Pinang	16.3

FIVE MAJOR SOURCES OF FDI RM (BIL)

	The People's Republic of China	55.4
	USA	29.2
	The Netherlands	20.4
	Singapore	13.5
	Japan	11.4

Note: Reporting of foreign investments is based on immediate source in line with international statistical compilation of FDI

**Due to rounding, figures presented in this infographic may not add up precisely to the totals provided.*



@OfficialMIDA



@OfficialMIDA



@OfficialMIDA



@OfficialMIDA



Malaysian
Investment
Development
Authority



MIDA TV



MALAYSIA INVESTMENT PERFORMANCE 2022

SERVICES



Total Approved Investments

RM154 billion
(58.2%)



FDI

RM84.9 billion



DDI

RM69.1 billion



3,581
Projects



63,464
New Jobs

TOP SERVICES SUB-SECTORS



Information and
Communications

RM84.7 billion




Real
Estate

RM28.9 billion



Financial
Services

RM11.2 billion



Utilities

RM10.8 billion



Distributive
Trade

RM6.2 billion



Support
Services

RM4.2 billion



Health
Services

RM2.1 billion



Hotel and
Tourism

RM2.1 billion



Global
Establishments

RM2 billion



Transport
Services

RM1 billion

MANUFACTURING



Total Approved Investments

RM84.3 billion
(31.9%)



FDI

RM66 billion



DDI

RM18.3 billion

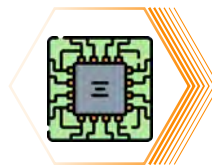


801
Projects



76,093
New Jobs

TOP MANUFACTURING INDUSTRIES



Electrical and
Electronics (E&E)

RM29.3 billion



Machinery
and Equipment

RM8.4 billion



Transport
Equipment

RM8 billion



Chemicals and
Chemical Products

RM7.4 billion



Petroleum Products
(including Petrochemicals)

RM5.9 billion



Non-Metallic
Mineral Products

RM5.8 billion



Scientific and
Measuring Equipment

RM4.7 billion



Rubber
Products

RM3.6 billion

PRIMARY



Total Approved Investments

RM26.3 billion
(9.9%)



FDI

RM12.4 billion



DDI

RM13.9 billion



72
Projects



813
New Jobs

PRIMARY SUB-SECTORS



Mining

RM24 billion



Plantation and
Commodities

RM2.2 billion



Agriculture

RM154.4 million

**Due to rounding, figures presented in this infographic may not add up precisely to the totals provided.*



@OfficialMIDA



@OfficialMIDA



@OfficialMIDA



@OfficialMIDA



Malaysian
Investment
Development
Authority



MIDA TV