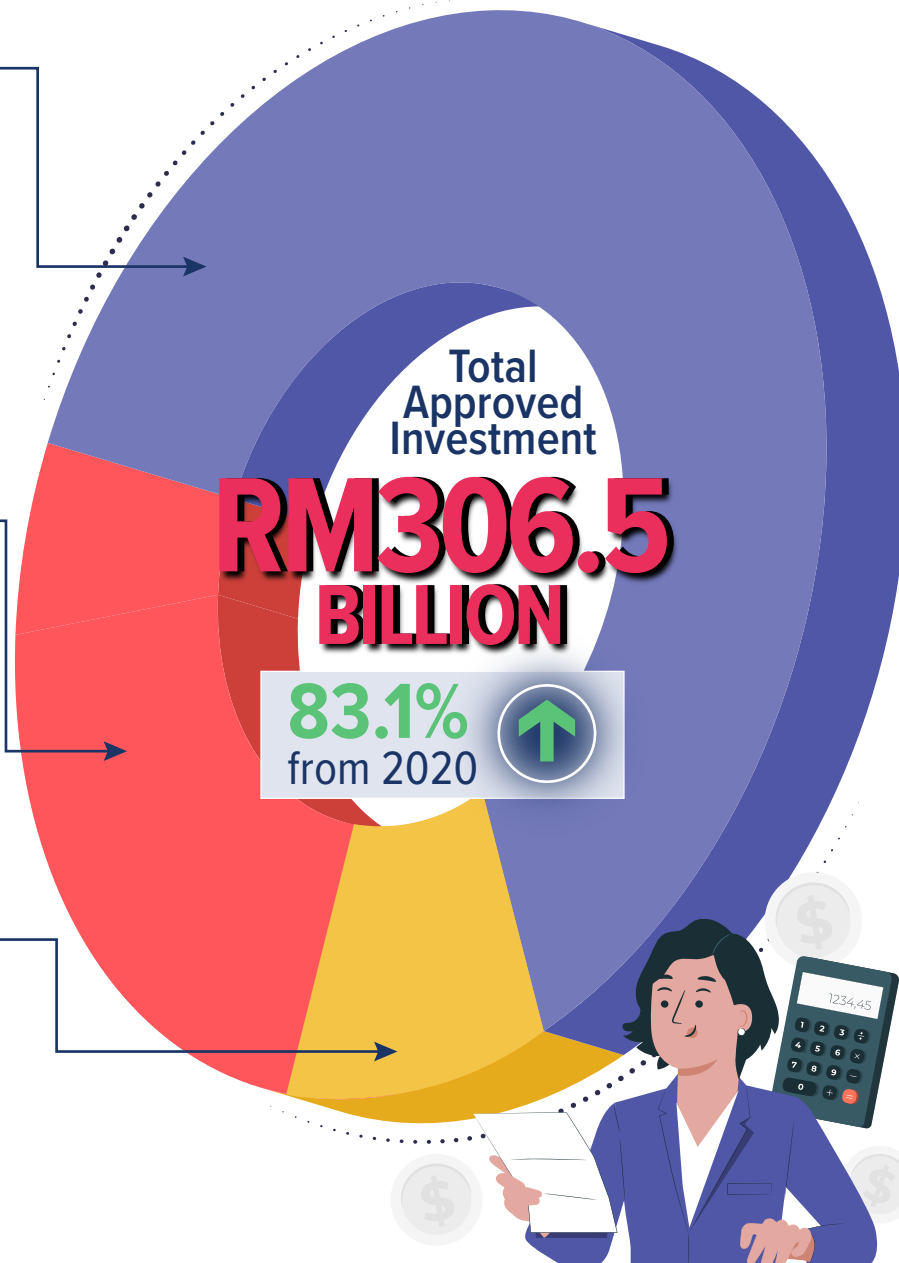


MALAYSIA INVESTMENT PERFORMANCE 2021

Manufacturing
**RM195.1
BILLION**

Services
**RM94.1
BILLION**

Primary
**RM17.3
BILLION**



Foreign Investments: **RM208.6 billion**

68.1



Domestic Investments: **RM97.9 billion**

31.9



PROJECTS



4,564

NEW JOBS



105,012

INVESTMENTS IN TOP FIVE STATES

	Pulau Pinang	RM83.5 billion
	Kedah	RM68.3 billion
	W.P Kuala Lumpur	RM37.7 billion
	Selangor	RM28.8 billion
	Sarawak	RM25.7 billion

MALAYSIA INVESTMENT PERFORMANCE 2021

MANUFACTURING

Total
RM195.1
BILLION

113.7%
from 2020



Foreign Investments: **RM179.6 billion**

92.1



Domestic Investments: **RM15.5 billion**

7.9



New
RM153.4
BILLION

↑ (151.2%) from 2020



386
PROJECTS



42,204
NEW JOBS

Expansion/
Diversification
RM41.7
BILLION

↑ (38.1%) from 2020



316
PROJECTS



32,371
NEW JOBS

SERVICES

Total
RM94.1
BILLION

34.4%
from 2020



Foreign Investments: **RM24.9 billion**

26.5



Domestic Investments: **RM69.2 billion**

73.5



3,803
PROJECTS



29,909
NEW JOBS



PRIMARY

Total
RM17.3
BILLION

183.6%
from 2020



Foreign Investments: **RM4.1 billion**

23.7



Domestic Investments: **RM13.2 billion**

76.3



59
PROJECTS



528
NEW JOBS



MALAYSIA INVESTMENT PERFORMANCE 2021

SERVICES

Total Approved Investments

**RM94.1
BILLION**

Foreign Investments:

**RM24.9
BILLION**

Domestic Investments:

**RM69.2
BILLION**



**3,803
PROJECTS**



**29,909
NEW JOBS**

TOP SERVICES SUB-SECTORS



Real Estate

**RM28.8
billion**




Global Establishments

**RM19.7
billion**



Financial Services

**RM12.0
billion**



Utilities

**RM9.6
billion**



Information and Communication Services

**RM8.2
billion**



Support Services

**RM6.0
billion**



Distributive Trade

**RM3.6
billion**



Hotels and Tourism

**RM3.4
billion**



Transport Services

**RM1.6
billion**



Healthcare

**RM741
million**



Education

**RM410.3
million**

PRIMARY

Total Approved Investments

**RM17.3
BILLION**

Foreign Investments:

**RM4.1
BILLION**

Domestic Investments:


**RM13.2
BILLION**



**59
PROJECTS**



**528
NEW JOBS**



PRIMARY SUB-SECTORS



Mining

**RM17.1
billion**



Plantation and Commodities

**RM211.4
million**



Agriculture

**RM20.5
million**

MALAYSIA INVESTMENT PERFORMANCE 2021

MANUFACTURING

Total Approved
Investments

**RM195.1
BILLION**

Foreign
Investments:

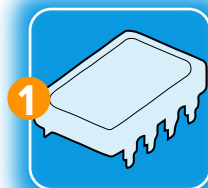
**RM179.6
BILLION**

Domestic
Investments:

**RM15.5
BILLION**

**74,575
NEW JOBS**

TOP MANUFACTURING INDUSTRIES



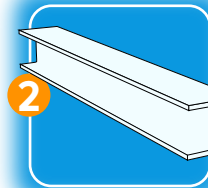
Electrical and
Electronics (E&E)
**RM148
billion**



Rubber
Products
**RM5.8
billion**



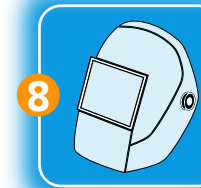
Scientific and
Measuring
Equipment
**RM2.1
billion**



Basic Metal
Products
**RM19.4
billion**



Food
Manufacturing
**RM5.4
billion**




Fabricated
Metal Products
**RM1.7
billion**



Chemicals and
Chemical
Products
**RM5.8
billion**



Transport
Equipment
**RM2.2
billion**



PERFORMANCE OF MANUFACTURING SECTOR 2021

Total Approved Investments
RM195.1 BILLION



74,575 NEW JOBS

Total Approved Projects
702



Foreign Investments:

RM179.6 BILLION

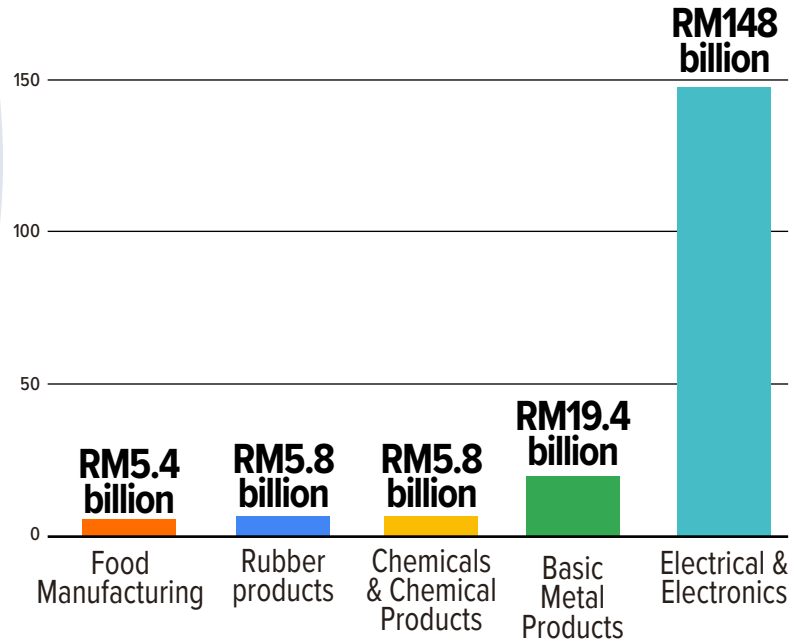
Domestic Investments:

RM15.5 BILLION

TOP 5 STATES

	Pulau Pinang	RM76.2 billion
	Kedah	RM66.2 billion
	Pahang	RM10.5 billion
	Selangor	RM7.5 billion
	Johor	RM7.0 billion

INDUSTRY SECTORS WITH NOTABLE INVESTMENTS



New projects
RM153.4 BILLION

Expansion/
diversification projects
RM41.7 BILLION

TOP 5 MAJOR SOURCES OF FDI

	The Netherlands	RM74.9 billion
	Singapore	RM46.6 billion
	Austria	RM18.9 billion
	People's Republic of China (PRC)	RM16.6 billion
	Japan	RM7.5 billion

