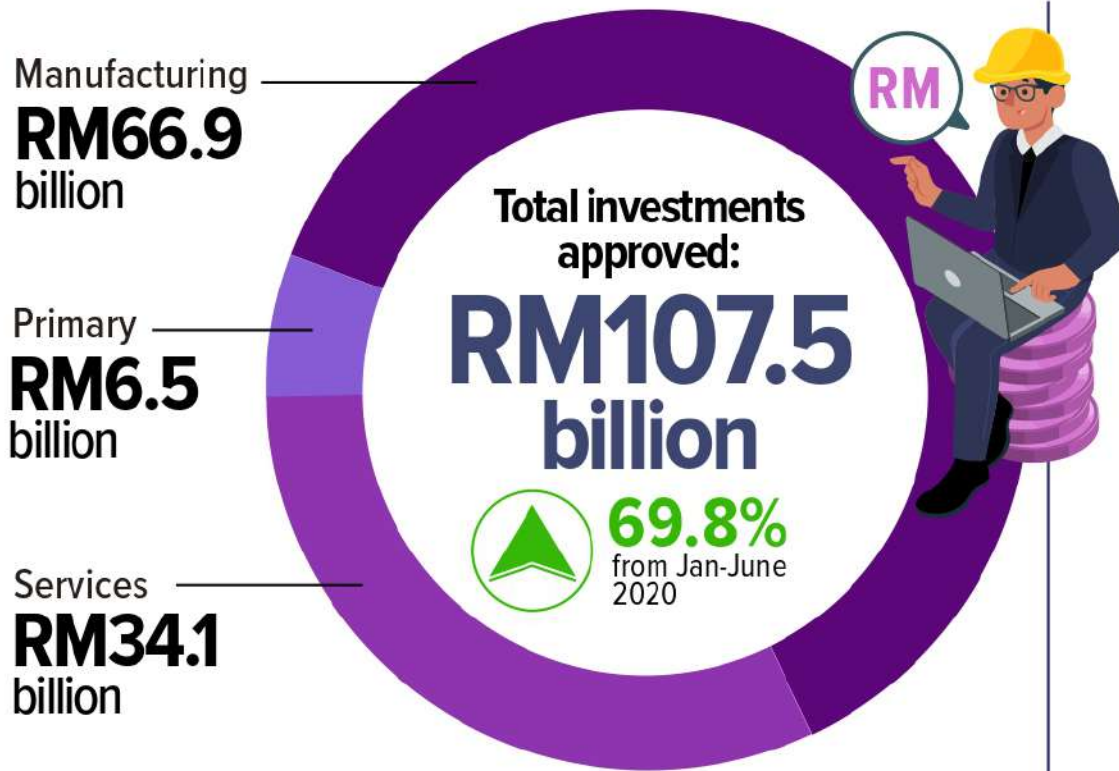



MALAYSIA INVESTMENT PERFORMANCE JANUARY - JUNE 2021



Foreign Investments: RM62.5 billion



Domestic Investments: RM45.0 billion



TOP 5 FDI SOURCES

	Singapore	RM43.5 billion
	Republic of Korea	RM6.3 billion
	Netherlands	RM5.1 billion
	British Virgin Islands	RM3.0 billion
	Japan	RM0.6 billion

INVESTMENTS IN TOP 5 STATES

	Kedah	RM43.6 billion
	Selangor	RM13.3 billion
	W.P. Kuala Lumpur	RM11.9 billion
	Sarawak	RM9.6 billion
	Johor	RM6.6 billion

MALAYSIA INVESTMENT PERFORMANCE JANUARY - JUNE 2021

MANUFACTURING

Total
RM66.9
BILLION



Foreign Investments: **RM58.2 billion**



Domestic Investments: **RM8.7 billion**



367
PROJECTS



32,220
JOBS CREATED

SERVICES

Total
RM34.1
BILLION



Foreign Investments: **RM2.2 billion**



Domestic Investments: **RM31.9 billion**



1,717
PROJECTS



12,496
JOBS CREATED

PRIMARY

Total
RM6.5
BILLION



Foreign Investments: **RM2.1 billion**



Domestic Investments: **RM4.4 billion**



26
PROJECTS



278
JOBS CREATED

MANUFACTURING

TOTAL APPROVED INVESTMENTS **RM66.9** BILLION

Foreign: **RM58.2** BILLION

Domestic: **RM8.7** BILLION




32,220 NEW JOBS

TOP MANUFACTURING INDUSTRIES



Transport Equipment
RM824.1 million



Electrical & Electronics
RM471 billion



Fabricated Metal Products
RM5.1 billion



Chemicals & Chemical Products
RM3.8 billion



Food Manufacturing
RM 3.7 billion



Rubber Products
RM3.6 billion

MAJOR SOURCES OF FDI IN THE MANUFACTURING SECTOR

Singapore **RM43.3 billion**

Republic of Korea **RM6.3 billion**

Netherlands **RM3.4 billion**

British Virgin Islands **RM3.0 billion**

Taipei **RM0.6 billion**




SERVICES

TOTAL APPROVED INVESTMENTS **RM34.1** BILLION

Foreign: **RM2.2** BILLION


Domestic: **RM31.9** BILLION



1,717 PROJECTS



12,496 NEW JOBS



TOP SERVICES SUB-SECTORS

REAL ESTATE
RM14.9 billion

FINANCIAL SERVICES
RM6.4 billion

UTILITIES
RM4.4 billion

SUPPORT SERVICES
RM2.7 billion

DISTRIBUTIVE TRADE
RM1.9 billion

HOTEL & TOURISM
RM1.6 billion

INFORMATION AND COMMUNICATIONS TECHNOLOGY (ICT) SERVICES
RM1.3 billion

TRANSPORT SERVICES
RM0.5 billion

GLOBAL ESTABLISHMENTS
RM282.9 Million