

Malaysia Investment Performance 2020

Primary
RM6 billion

Manufacturing
RM91.3 billion

DOMESTIC INVESTMENT
RM99.8 billion (60.9%)

FOREIGN INVESTMENT
RM64.2 billion (39.1%)

Total
investments
approved
**RM164
billion**

Services
RM66.7 billion

4,599 projects
114,673 new jobs

INVESTMENTS IN TOP FIVE STATES (RM)

 Selangor	RM38.7 billion
 Sabah	RM21.0 billion
 Sarawak	RM19.6 billion
 W.P. Kuala Lumpur	RM17.1 billion
 Pulau Pinang	RM16.0 billion

MALAYSIA INVESTMENT PERFORMANCE 2020

MANUFACTURING

Total
RM91.3
BILLION

 **10.3%**
from 2019

APPROVED INVESTMENTS



■ FOREIGN ■ DOMESTIC

NEW
RM61.1
BILLION (66.9%)

 **2.2%**

TOTAL
PROJECTS
547

NEW JOBS
56,003

EXPANSION/
DIVERSIFICATION
RM30.2
BILLION (33.1%)

 **10.8%**

TOTAL
PROJECTS
502

NEW JOBS
24,187

SERVICES

Total
RM66.7
BILLION

APPROVED INVESTMENTS



■ FOREIGN ■ DOMESTIC

TOTAL PROJECTS
3,527

NEW JOBS
33,652

PRIMARY

Total
RM6.0
BILLION

APPROVED INVESTMENTS



■ FOREIGN ■ DOMESTIC



PERFORMANCE OF MANUFACTURING SECTOR 2020

Total Approved Investments
RM91.3 BILLION

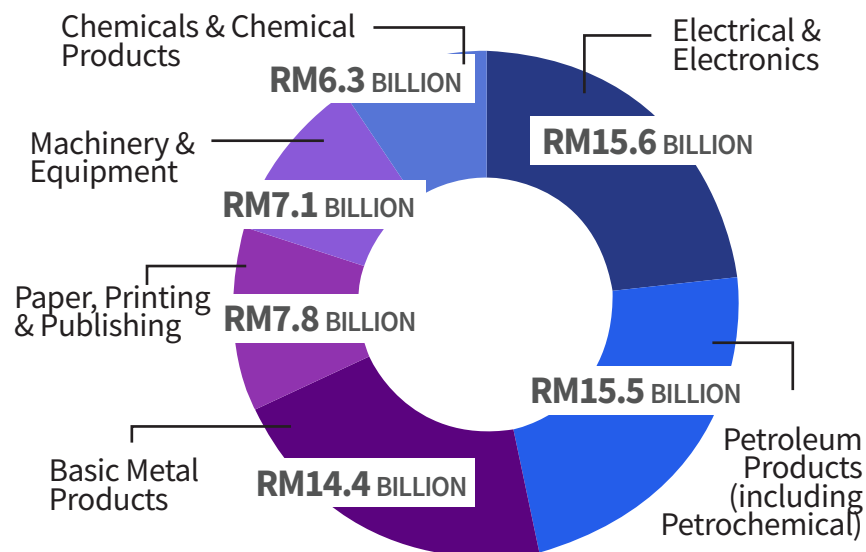
New jobs
80,190

Foreign
RM56.6 BILLION

Approved projects (new & expansion/diversification)
1,049

Domestic
RM34.7 BILLION

INDUSTRY SECTORS WITH NOTABLE INVESTMENTS



New projects
RM61.1 BILLION (66.9%)

Expansion/diversification projects
RM30.2 BILLION (33.1%)

5 TOP STATES

SELANGOR RM18.4 BILLION	SABAH RM12.0 BILLION
SARAWAK RM15.7 BILLION	JOHOR RM6.8 BILLION
P.PINANG RM14.1 BILLION	

MAJOR SOURCES OF FDI

	PRC RM17.8 BILLION
	SINGAPORE RM8.8 BILLION
	NETHERLANDS RM6.5 BILLION

NOTABLE MANUFACTURING PROJECTS

- Dexcom, US
- LEM, Switzerland
- LSChem Industry, PRC
- CytoMed Therapeutics (Malaysia), Singapura
- Nippon Electric Glass (NEG)
- Bruker Malaysia Sdn.Bhd.
- Amerix Metal Machining Technology

TOTAL PROJECTS IMPLEMENTED FROM 2016-2020

Total	2,926
New jobs	215,203
Investments	RM197.2 BILLION

PERFORMANCE OF SERVICES SECTOR MALAYSIA 2020

Total Approved Investments

RM66.7 BILLION

Total projects


3,527

Job opportunities

33,652




TOP SERVICES SUB-SECTORS



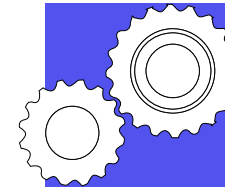
Real Estate

RM31.2
BILLION



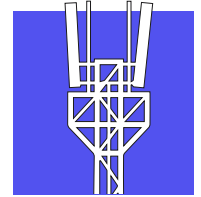
Utilities

RM10.8
BILLION



Support
Services

RM5.2
BILLION




Telecommunications

RM5.2
BILLION



MSC Status
Projects

RM3.9
BILLION




Distributive
Trade

RM3.7
BILLION



Hotel &
Tourism

RM2.8
BILLION




Financial
Services

RM2.5
BILLION

AMONG THE NOTABLE PROJECTS

フマキラー

FUMAKILLA



REDSOL

SDN. BHD